
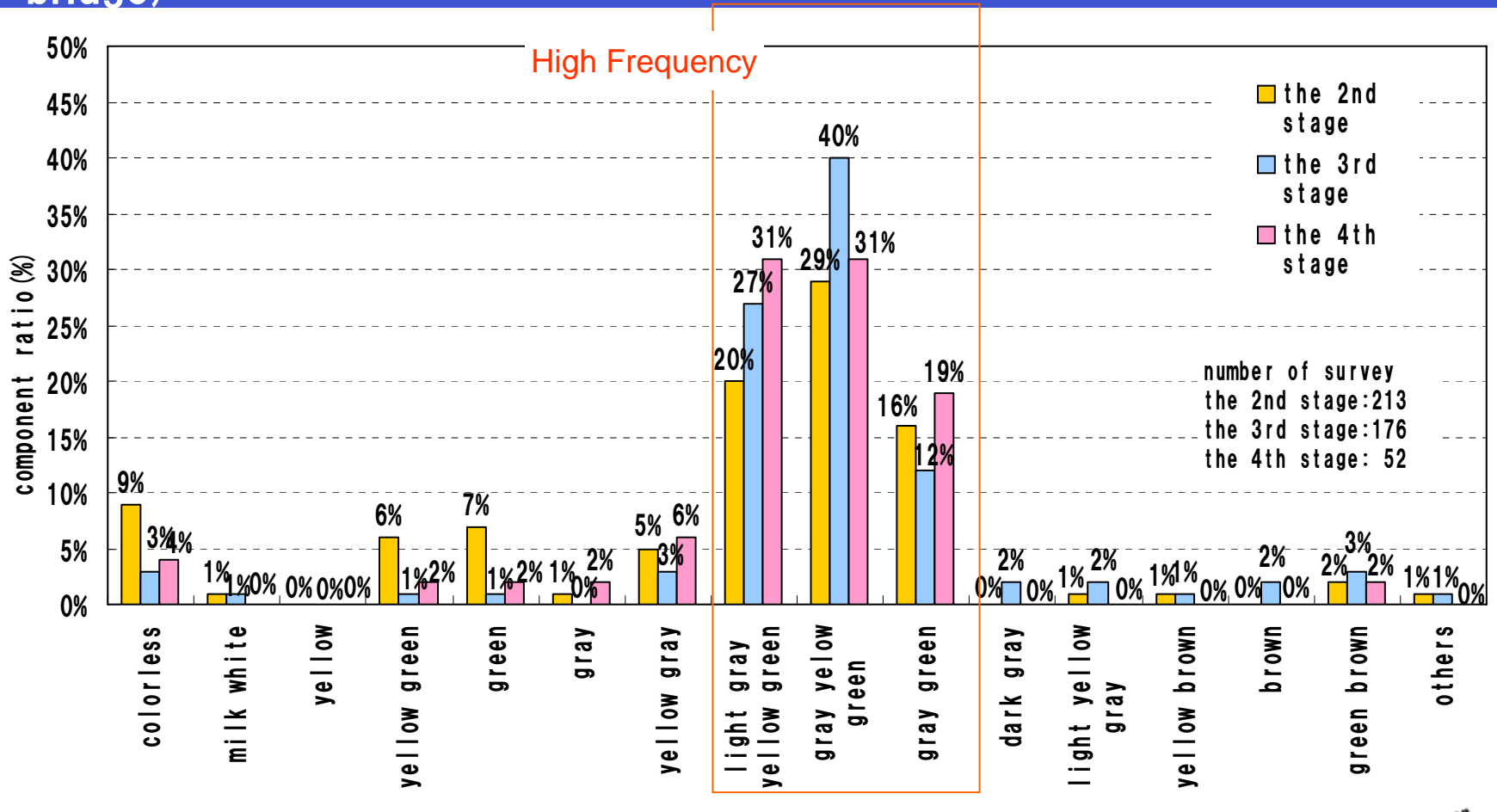


# Color of Water



# The component ratio of appeared color (under “TRWKR”, no rain, from Sanage bridge to Minato-shinbashi bridge)



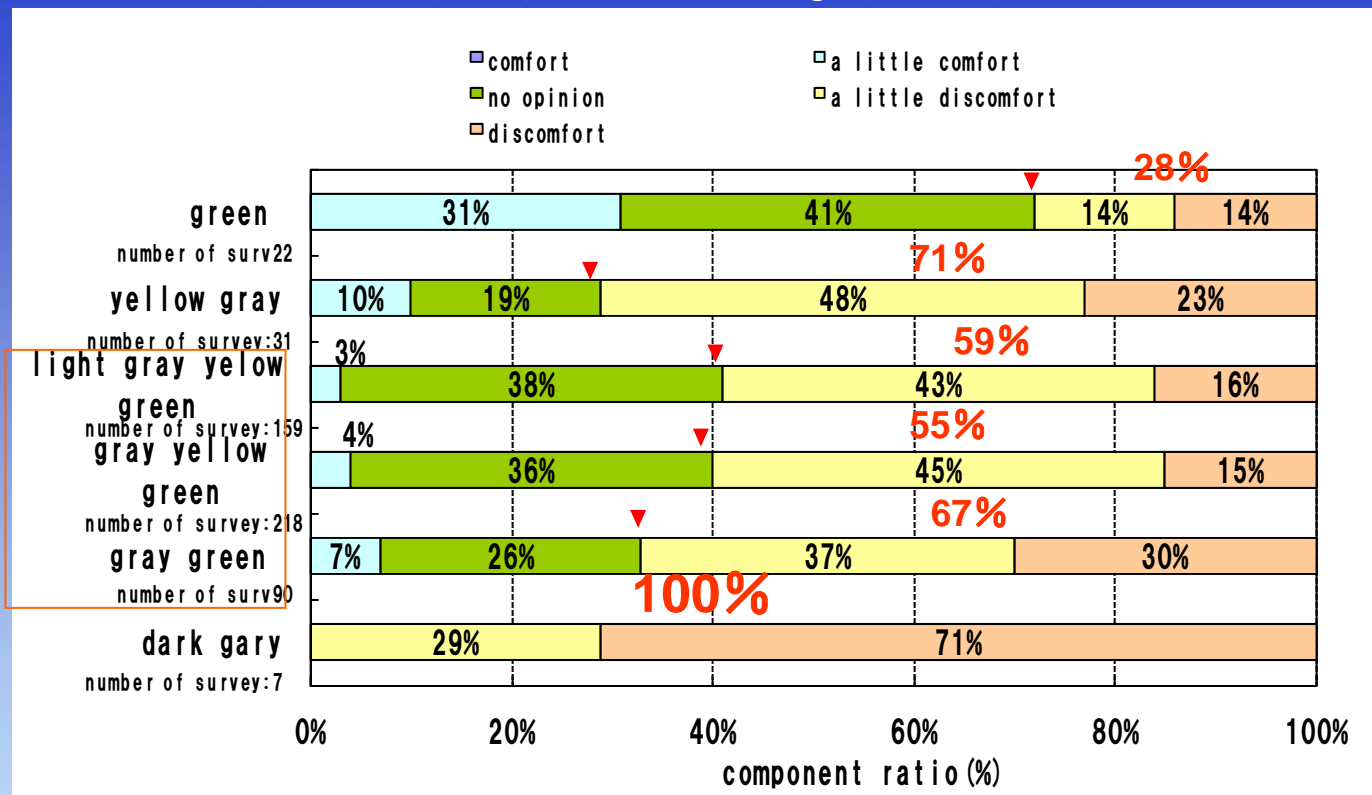
■ What color were seen frequently?

“Light gray yellow”, “gray yellow green”, and “gray green” were appeared frequently. The ratio of “light gray yellow green” is increasing gradually. The ratio of “gray yellow green” is more “from spring to early summer” than “from autumn to early winter”. The ratio of “gray green” is less “from spring to early summer” than “from autumn to early winter”.



# Main impression of water color

(the 2<sup>nd</sup>, 3<sup>rd</sup>, and 4<sup>th</sup> stage, total)



Note: red font=a little terrible & terrible

## Impressions of main colors

When “dark gray” is appeared, people have impression of “a little discomfort” or “discomfort”. It is the color when sludge rise up. In sequence of “light gray yellow green”, “gray yellow green”, “gray green”, “yellow gray”, 50 to 70% reported impression of “a little discomfort” or “discomfort”. When green color, about 30% was “discomfort” or “a little discomfort”, and “comfort” or “no opinion” reported a lot.

